

# LEE AUTO-PRIME

PT1204


**WHEN PRIMING CASES, HANDLE AS A LOADED GUN. NEVER POINT AT YOURSELF OR ANYONE ELSE.**

**PRIMERS WILL EXPLODE IF SHOCKED OR CRUSHED. WEAR SAFETY GLASSES AT ALL TIMES WHEN PRIMING OR HANDLING PRIMERS.**



**WARNING** If you feel an increase in pressure on the lever earlier than normal, you have a problem and continued pressure may result in a primer detonation. **STOP** pressing and determine what is causing the early increase in pressure. It is likely a tipped primer, a military case that does not have its crimp completely removed, or attempting to prime an already primed case.



**1** Remove lever and connecting rod by pulling lever towards the tray.



**2** Slide the primer tray down away from shell holder slot; pull from the body.



**3** Install correct primer tray — marked on the bottom as small and large.



**4** Lubricate metal parts at wear points with grease or Vaseline. Reinstall into body.



**5** Push down on tray—install appropriate shell holder. Slide tray upward until it contacts bottom of shell holder.




**6** Place a box of 100 primers in the tray. Remove box and shake the tray side to side to upright all the primers.



**7** Tip tool so primers slide away from body. Be sure no primers remain on the NO PRIMER ZONE. Hook tray cover as shown, slide towards handle, and make sure small tab on cover engages the trough.



**8** Hold tool at 45° from horizontal; rotate tool clockwise to fill feed rail.



**9** Place a deprimed case into shell holder. Depress thumb lever to seat primer. Primers should be seated flush to slightly below flush of the case head. Lever will not bottom out and you will quickly be able to feel when primer has reached home by the increase in pressure on lever.


 **LEAD WARNING** Primers contain lead: a substance known to cause birth defects, reproductive harm and other serious physical injury. Wash hands after exposure.



# LEE AUTO-PRIME XR

The Auto-Prime XR (patent pending) is designed to greatly reduce the likelihood of a mass detonation when priming cases. This is accomplished by remotely locating the mass of primers during the priming operation. A separate elevator pin raises a single primer from the tray and presents it for priming.

Our testing of the XR tool continues to demonstrate a huge difference in primer safety from brand to brand. Our observation is that the size of the packaging in which the primers are shipped seems to have a direct correlation to the probability of mass detonation. The larger the shipping package, the more likely a mass detonation could occur.



**Always wear safety glasses when handling primers or priming cases.**

## SHELLHOLDERS

HOLDER	RIFLE	HOLDER	RIFLE	HOLDER	RIFLE	HOLDER	PISTOL
4	17 Rem.	5	270 Weatherby	8	348 Win.	19	38 ACP
20	22 Hornet	2	280 Rem.	2	35 Rem.	1	38 Short Colt
20	22 K Hornet	2	7mm/08	5	35 Win.	1	38 Long Colt
3	22 Savage	2	7mm BR	2	35 Whelan	1	38 Special
2	22 BR	4	7mm TCU	5	350 Rem. Mag.	1	357 Magnum
6	218 Bee	3	7 x 30 Waters	3	356 Win.	2	357 Auto Mag.
3	219 Zipper	2	7 x 57mm Mauser	2	358 Win.	19	40 S&W
10	220 Swift	5	7 x 61 Sharpe & Hart	5	358 Norma Mag.	19	10mm AUTO
4	221 Fireball	5	7mm Rem. Magnum	3	375 Win.	1	41 Long Colt
4	222 Rem.	5	7mm Weatherby	5	375 H & H	19	41 Action Express
4	222 Rem. Magnum	2	284 Win.	5	375 Weatherby	9	41 Magnum
4	223 (5.56mm)	3	7.5mm Schmidt-Rubin	14	38/40 Win.	11	44 S & W Special
2	224 Clark (22/257)	7	30 M 1 Carbine	3	38/55 Win.	11	44 S & W Russian
10	225 Win.	3	7.62x53 Arg. Mauser	8	40/82 Win.	11	44 Magnum
2	22/250	12	7.62mm x 39	3	408 Win.	2	44 Auto Mag.
2	240 Weatherby	16	7.62x54 Russian	5	416 Rem.	2	45 Auto
2	243 Win.	3	30 Herrett	8	416 Rigby	11	45 Colt
2	6mm Rem.	3	30/30 Win. (30 W.C.F.)	14	44/40	11	454 Casull
2	244 Rem.	21	30 Remington	11	444 Marlin	5	455 Webley
2	6mm Int'l	2	300 Savage	8	45/70 Gov't	12	PPC
2	6mm/284	2	308 Win. (7.62 NATO)	5	458 Win. Mag.	13	45 Auto Rim
2	6mm/06	5	30/40 Krag (30 U.S.)			3	45 Win. Mag.
4	6 x 47 (6mm/222M)	2	30/06 Springfield			5	480 Ruger
2	25/284	5	300 H & H			16	500 S&W
2	25/06	5	300 Weatherby				
6	25/20 Win.	5	300 Win. Mag.				
2	250 Savage	5	308 Norma Mag.				
3	25/35	5	303 British				
2	257 Roberts	2	7.7 Japanese				
5	257 Weatherby	3	32 Win. Special				
5	303/25	3	32 Win. S.L.				
2	6.5mm 06	6	32/20 (32 W.C.F.)				
2	6.5mm x 57	3	32/40 Win.				
3	6.5 x 55 Mauser	2	8 x 57 Mauser				
10	6.5 Japanese	2	8mm 06				
5	6.5 Rem. Magnum	2	8mm Man. Schoe.				
2	6.5 Carcano	5	8mm Rem. Mag.				
5	264 Win. Magnum	8	33 Win.				
2	270 Win.	5	338 Win. Mag.				
21	6.8 SPC	5	340 Weatherby				

HOLDER	PISTOL
1	22 Rem. Jet
1	256 Win. Mag.
15	25 ACP
19	30 Luger
19	30 Mauser
4	32 Short Colt
4	32 Long Colt
4	32 S & W
4	32 S & W Long
7	32 ACP
4	32 Colt N.P.
4	380 Auto
19	9mm LUGER
1	38 S & W
1	38 Colt N.P.
19	38 Super Auto

### PARTS LIST

Body .....	PT1001
Lever .....	PT2971
Connecting Link .....	PT2970
Cover .....	PT2964
Small Tray Assembly .....	PT2965A
Large Tray Assembly .....	PT2965B
Instructions .....	PT1204